

Scaled data based on original data using
LM-79-08 Approved Method: Electrical and Photometric Measurements of Solid-
State Lighting Products

Test Report Prepared for
Cooper Lighting Solutions
(formerly Eaton)

Brand: INVUE

Report Number: P140964

Luminaire Tested: **EMM-F03-LED-E1-SL2-7030**

Issue Date: 03/03/2020

Test Information

Test Method: LM-79-08
Report Number: P140964
REPORT IS SCALED FROM IESNA LM-79-08 TEST DATA (P33690)
Test Lab: INNOVATION CENTER-P3
Issue Date: 03/03/2020
Manufacturer: COOPER LIGHTING SOLUTIONS (FORMERLY EATON)
Product Line: INVUE
Catalog Number: EMM-F03-LED-E1-SL2-7030
Description: EPIC MODERN MEDIUM DECORATIVE LED LUMINAIRE
(3) LIGHTBARS WITH AccuLED OPTICS - TYPE 2 W/ SPILL LIGHT CONTROL
Light Source: (21) 3000K CCT, 70 CRI LEDs
Ballast/Driver: -

Summary

Lumens per Lamp: N/A
Luminaire Lumens: 6509.7 lumens
Efficiency: N/A
Efficacy: 83.1 lumens/watt
Luminous Opening: Rectangular (W 0.5' x L: 1' x H: 0')
IES Classification: Type II - Short - Non-Cutoff
BUG Rating: B1 - U0 - G2

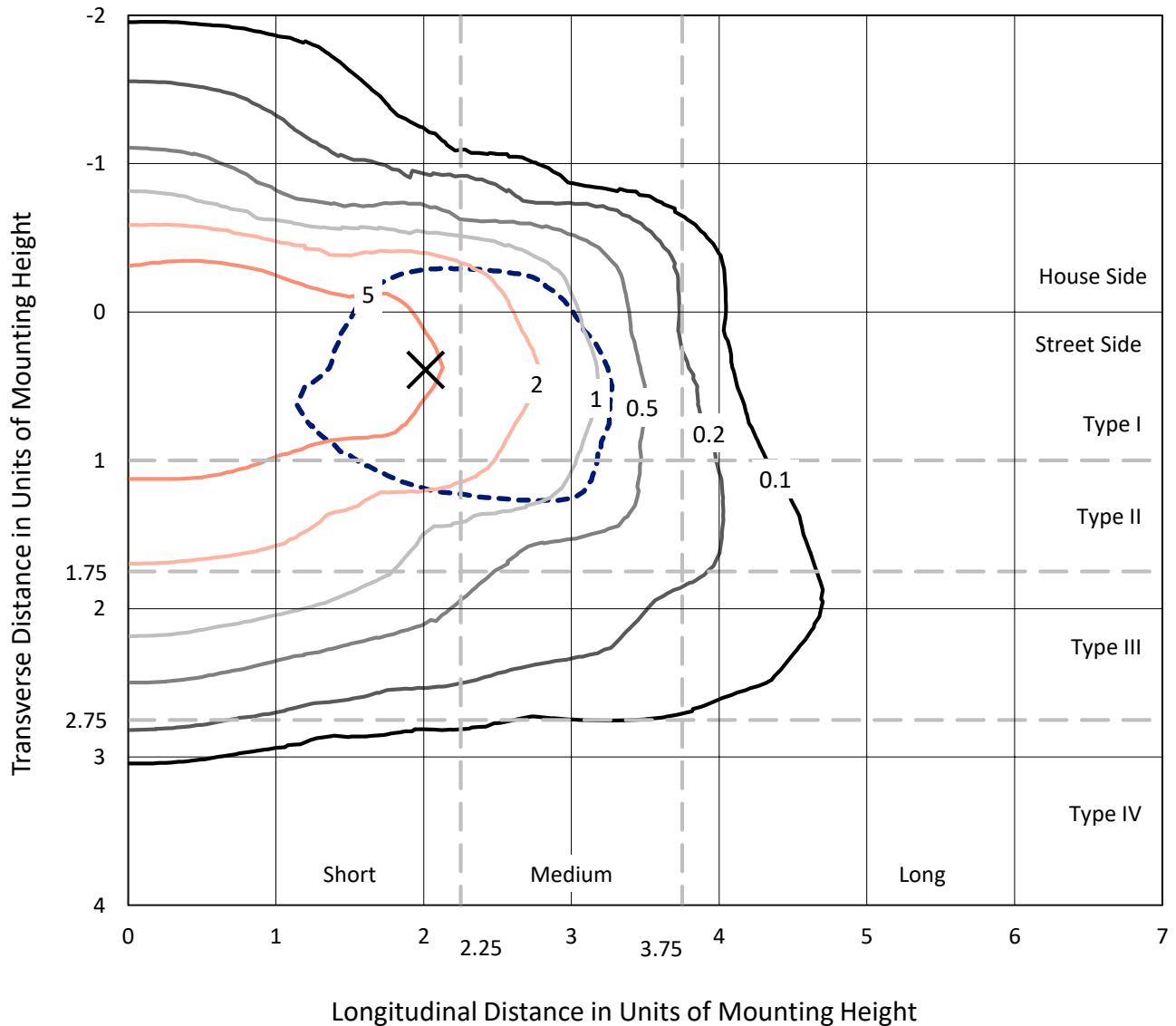
Input Watts (W): 78.3
Input Voltage (V): NR
Input Current (Ain): NR
Voltage Rise (V): NR
Power Factor: NR
Total Harmonic Distortion (THDi): NR
Frequency (hertz): 60
Stabilization Time: NR
Operation Time: NR
Ambient Temperature (°C): NR
Test Distance: 25 FT



REPORT NUMBER: P140964
 CATALOG NUMBER: EMM-F03-LED-E1-SL2-7030

Iso-Footcandle Lines of Horizontal Illumination

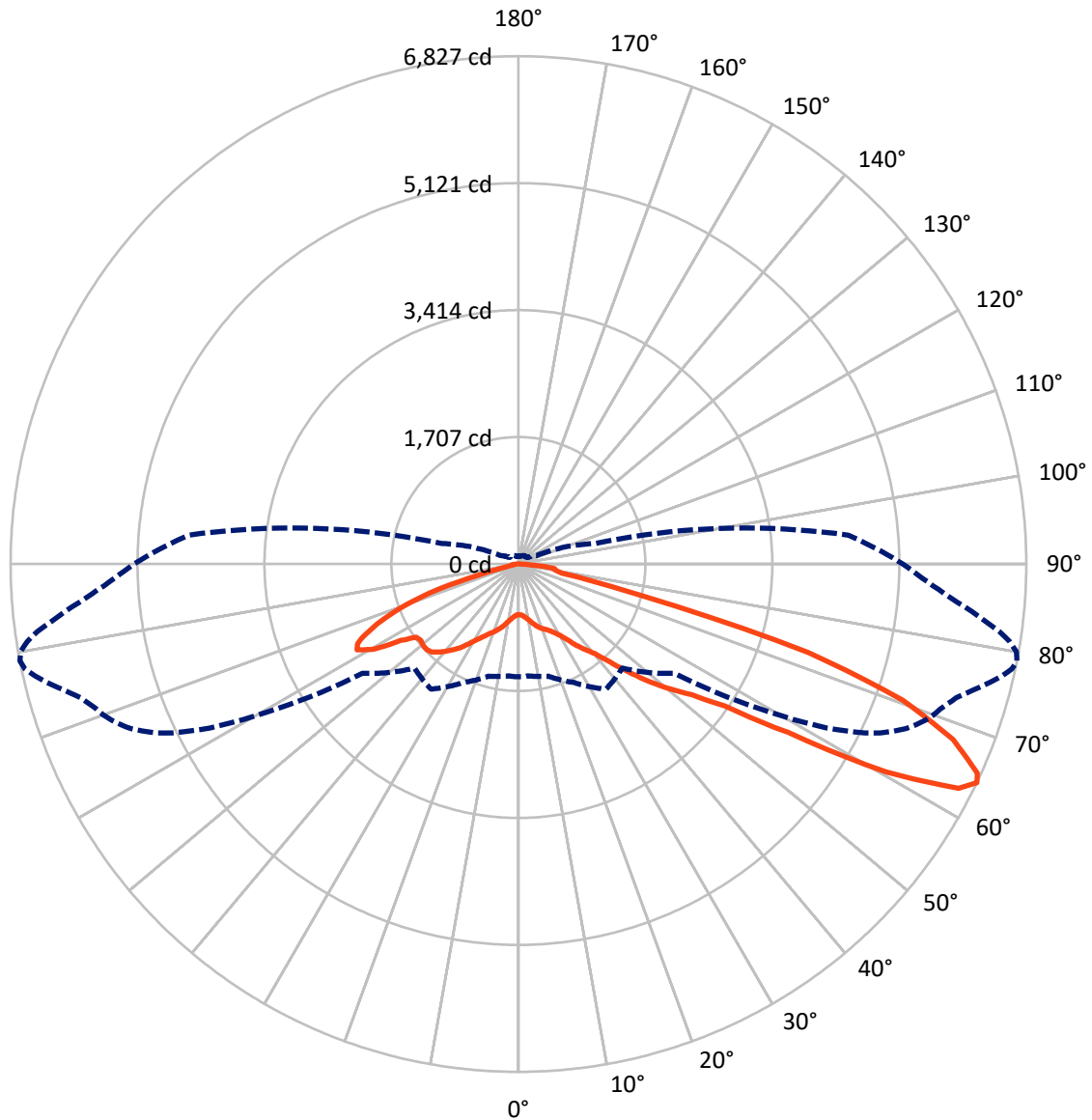
× Max cd
 - - - 1/2 Max cd



Based on 10 foot mounting height. Maximum calculated value = 9.1 fc
 Type II - Short - Non-Cutoff

REPORT NUMBER: P140964
CATALOG NUMBER: EMM-F03-LED-E1-SL2-7030

Luminous Intensity Polar Plot



— Vertical Plane Through 79-Deg Lateral - - - Horizontal Cone Through 64-Deg Vertical

REPORT NUMBER: P140964

CATALOG NUMBER: EMM-F03-LED-E1-SL2-7030

FLUX DISTRIBUTION:

		Downward	Upward	Total
House Side	Lumens	1551.7	0.0	1551.7
	% Fixture	23.8	0.0	23.8
Street Side	Lumens	4958.0	0.0	4958.0
	% Fixture	76.2	0.0	76.2
Total	Lumens	6509.7	0.0	6509.7
	% Fixture	100.0	0.0	100.0

Coefficient of Utilization

ZONAL LUMENS:

Zone	Lumens	% Fixture
0°-10°	67.5	1.0
10°-20°	218.7	3.4
20°-30°	375.4	5.8
30°-40°	627.5	9.6
40°-50°	1074.9	16.5
50°-60°	1450.0	22.3
60°-70°	1834.2	28.2
70°-80°	731.9	11.2
80°-90°	129.8	2.0
90°-100°	0.0	0.0
100°-110°	0.0	0.0
110°-120°	0.0	0.0
120°-130°	0.0	0.0
130°-140°	0.0	0.0
140°-150°	0.0	0.0
150°-160°	0.0	0.0
160°-170°	0.0	0.0
170°-180°	0.0	0.0
0°-90°	6509.7	100.0
0°-180°	6509.7	100.0



REPORT NUMBER: P140964

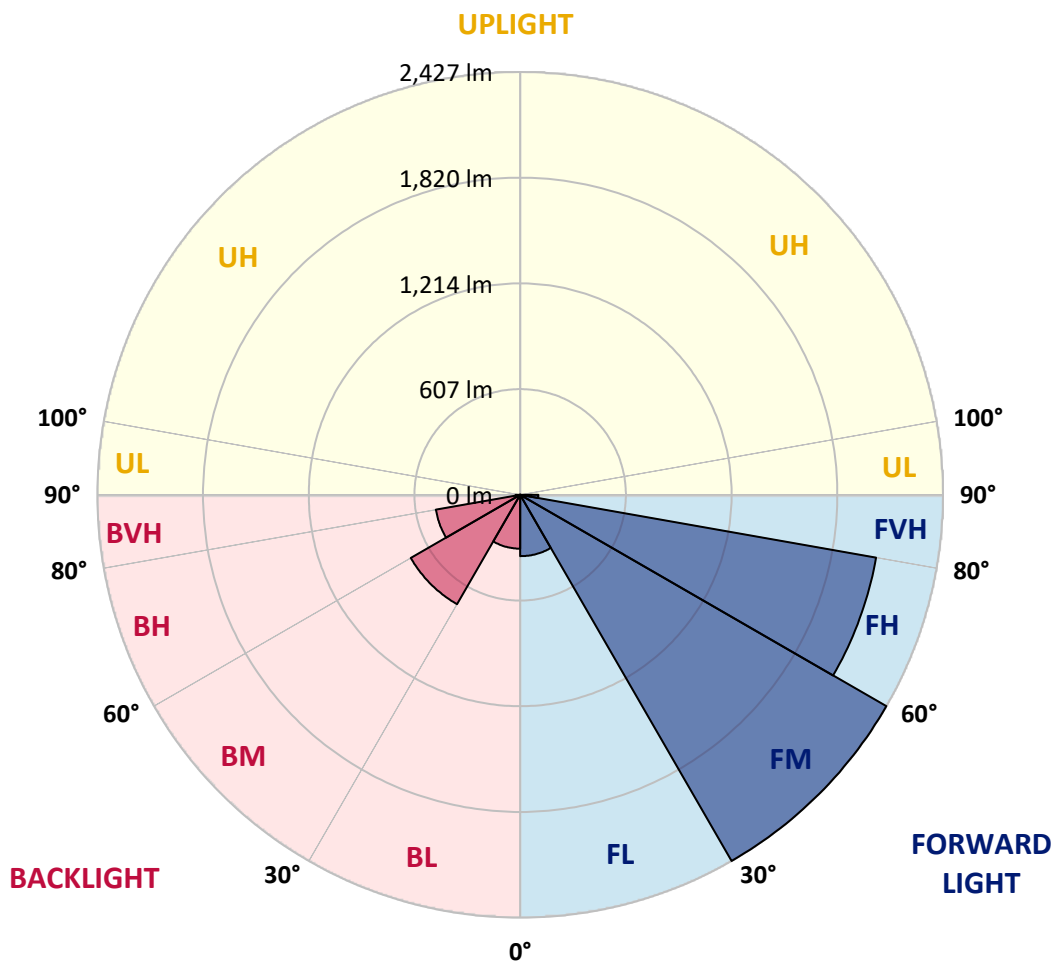
CATALOG NUMBER: EMM-F03-LED-E1-SL2-7030

LUMINAIRE CLASSIFICATION SYSTEM LUMEN TABLE AND BUG RATING:

Zone		Lumens	% Fixture	Zone Rating/Lumen Limit		
				B	U	G
FL	(0°-30°)	352.3	5.4			
FM	(30°-60°)	2427.3	37.3			
FH	(60°-80°)	2074.5	31.9			G2/5000
FVH	(80°-90°)	104.0	1.6			G2/225
BL	(0°-30°)	309.2	4.8	B1/500		
BM	(30°-60°)	725.1	11.1	B1/1000		
BH	(60°-80°)	491.5	7.6	B1/500		G1/500
BVH	(80°-90°)	25.9	0.4			G1/100
UL	(90°-100°)	0.0	0.0		U0/0	
UH	(100°-180°)	0.0	0.0		U0/0	

BUG Rating: B1-U0-G2

Type II Short





REPORT NUMBER: P140964

CATALOG NUMBER: EMM-F03-LED-E1-SL2-7030

CANDELA DISTRIBUTION (FULL):

	0°	5°	15°	25°	35°	45°	55°	60°	61°	62°	64°
0°	680.9	680.9	680.9	680.9	680.9	680.9	680.9	680.9	680.9	680.9	680.9
2.5°	677.8	678.6	677.8	680.1	681.6	683.9	683.9	683.9	683.9	683.9	683.9
5°	677.1	677.8	677.1	680.9	684.6	689.2	693.7	695.2	695.2	695.9	696.7
7.5°	683.9	684.6	683.9	688.4	693.7	701.2	709.5	714.0	714.8	715.5	717.0
10°	705.0	703.5	700.5	705.0	710.3	721.6	731.4	738.9	741.2	741.9	744.9
12.5°	732.9	732.1	726.8	724.6	727.6	740.4	758.5	769.1	771.3	772.1	775.1
15°	754.0	751.7	747.2	744.2	749.5	763.0	787.2	800.7	805.3	806.0	811.3
17.5°	767.6	766.1	758.5	756.3	764.5	785.7	815.8	832.4	835.4	837.7	843.7
20°	790.2	785.7	774.4	764.5	771.3	803.8	839.2	856.5	861.1	863.3	868.6
22.5°	820.3	816.6	803.0	778.1	778.1	814.3	860.3	879.9	883.7	888.2	894.2
25°	872.4	869.4	843.0	800.7	790.2	824.9	879.9	906.3	910.1	915.3	924.4
27.5°	925.9	922.1	892.7	836.2	811.3	844.5	908.6	940.2	945.5	951.5	962.1
30°	994.5	987.7	958.3	892.7	852.8	876.1	953.8	993.8	999.8	1007.3	1021.7
32.5°	1148.3	1151.3	1097.8	1028.4	958.3	948.5	1023.9	1072.9	1082.0	1091.8	1111.4
35°	1398.7	1386.6	1367.0	1296.1	1218.5	1141.5	1160.4	1213.2	1223.0	1226.0	1234.3
37.5°	1558.5	1565.3	1581.1	1581.1	1523.1	1490.6	1437.1	1411.5	1413.7	1416.8	1410.0
40°	1647.5	1661.8	1716.1	1789.2	1842.0	1871.4	1862.4	1742.5	1728.2	1709.3	1649.0
42.5°	1711.6	1725.9	1818.6	1958.9	2090.1	2194.1	2251.4	2157.2	2146.6	2101.4	2029.0
45°	1750.8	1762.1	1873.7	2072.7	2271.0	2448.2	2605.0	2571.9	2568.9	2530.4	2435.4
47.5°	1743.2	1753.0	1869.1	2108.9	2369.0	2609.6	2852.4	2912.7	2915.7	2905.9	2847.8
50°	1631.6	1655.0	1770.4	2029.0	2314.8	2672.2	3012.2	3169.8	3174.3	3183.4	3160.7
52.5°	1532.1	1550.2	1653.5	1885.0	2159.4	2610.3	3108.0	3358.3	3396.7	3418.6	3460.8
55°	1491.4	1502.0	1581.1	1777.9	2031.3	2445.2	3140.4	3494.8	3563.4	3604.8	3701.4
57.5°	1483.9	1492.2	1553.2	1703.3	1946.1	2274.8	3129.8	3678.0	3786.6	3865.0	4052.0
60°	1534.4	1541.9	1584.9	1710.8	1887.2	2150.4	3033.3	3919.3	4071.6	4282.7	4584.3
62.5°	1572.1	1575.8	1628.6	1805.1	1952.1	2029.0	2787.5	4088.2	4358.8	4627.3	5075.9
64°	1517.0	1509.5	1561.5	1756.1	2052.4	1977.0	2559.8	4079.9	4397.3	4695.1	5180.7
65°	1436.4	1441.6	1488.4	1660.3	2035.0	1974.7	2410.5	3989.4	4318.9	4634.8	5131.7
67.5°	1115.9	1136.3	1149.1	1306.7	1667.1	2038.8	2018.4	3413.3	3744.3	4045.9	4633.3
70°	600.2	597.9	626.6	751.0	1159.6	1730.4	1731.9	2406.0	2772.4	3147.2	3731.5
72.5°	220.9	232.2	254.8	343.1	602.4	1248.6	1587.2	1668.6	1832.2	2130.0	2756.6
75°	126.7	128.2	132.7	161.4	290.3	689.2	1474.8	1476.3	1488.4	1537.4	1878.2
77.5°	98.8	95.8	98.0	104.8	158.3	362.7	1183.0	1402.4	1400.9	1393.4	1443.1
80°	73.9	76.9	81.4	81.4	98.0	194.5	672.6	1247.9	1290.1	1321.8	1339.8
82.5°	59.6	61.8	73.1	73.1	71.6	110.1	317.4	924.4	1057.1	1143.1	1276.5
85°	38.5	40.7	61.8	61.1	58.1	64.8	165.9	309.9	334.0	407.2	579.1
87.5°	10.6	12.8	28.7	24.9	30.2	24.1	61.8	94.2	116.1	131.2	165.1
90°	0.0	0.0	0.0	0.0	0.0	0.0	0.0	0.0	0.0	0.0	0.0



REPORT NUMBER: P140964

CATALOG NUMBER: EMM-F03-LED-E1-SL2-7030

CANDELA DISTRIBUTION (continued):

	65°	66°	67°	68°	69°	70°	71°	72°	73°	74°	75°
0°	680.9	680.9	680.9	680.9	680.9	680.9	680.9	680.9	680.9	680.9	680.9
2.5°	683.9	683.9	683.9	684.6	684.6	684.6	684.6	684.6	685.4	683.9	683.9
5°	697.4	696.7	697.4	697.4	699.7	699.0	699.7	699.7	699.0	700.5	700.5
7.5°	719.3	717.8	719.3	720.1	720.8	723.8	723.8	725.3	726.1	726.8	725.3
10°	745.7	748.0	748.7	748.7	752.5	754.0	754.0	756.3	758.5	760.0	759.3
12.5°	778.1	779.6	780.4	784.9	785.7	787.9	791.7	794.0	794.0	797.7	800.0
15°	814.3	815.8	820.3	821.9	824.9	828.6	830.9	833.2	833.2	839.9	842.2
17.5°	845.2	848.2	851.3	853.5	858.8	862.6	866.3	868.6	872.4	875.4	880.7
20°	871.6	875.4	879.2	883.7	887.5	891.2	895.7	898.8	903.3	907.8	913.1
22.5°	897.3	901.8	906.3	910.1	915.3	919.1	922.9	928.2	931.2	935.7	941.7
25°	925.1	932.7	937.2	942.5	947.8	953.0	957.6	962.1	966.6	972.7	978.7
27.5°	969.6	973.4	979.4	982.5	991.5	997.5	1003.6	1004.3	1010.4	1021.7	1023.2
30°	1027.7	1034.5	1038.2	1048.8	1050.3	1052.6	1062.4	1069.2	1076.7	1085.8	1089.5
32.5°	1115.2	1121.2	1126.5	1129.5	1137.8	1151.3	1152.9	1158.9	1171.7	1174.0	1187.5
35°	1243.3	1244.8	1253.1	1257.7	1268.2	1275.8	1279.5	1284.8	1291.6	1307.4	1311.2
37.5°	1397.1	1410.0	1399.4	1388.9	1407.7	1405.4	1410.0	1403.9	1422.0	1422.8	1429.6
40°	1636.2	1630.9	1608.3	1584.1	1572.8	1566.0	1552.5	1549.5	1559.3	1554.7	1557.0
42.5°	1988.3	1938.5	1900.1	1871.4	1836.0	1797.5	1775.7	1742.5	1742.5	1732.7	1741.7
45°	2402.2	2346.4	2274.8	2206.9	2163.2	2112.7	2060.7	2026.0	1990.5	1964.2	1987.5
47.5°	2810.1	2772.4	2692.5	2629.9	2542.5	2467.1	2384.9	2313.3	2271.0	2240.1	2244.6
50°	3164.5	3129.8	3088.4	3003.9	2937.6	2860.7	2773.9	2679.7	2588.5	2551.5	2519.8
52.5°	3463.1	3451.0	3415.6	3376.4	3322.1	3239.9	3184.9	3095.1	2987.3	2909.7	2876.5
55°	3727.0	3748.1	3767.0	3758.7	3739.1	3728.5	3660.6	3599.6	3526.4	3503.8	3435.2
57.5°	4142.4	4203.5	4275.9	4315.9	4355.1	4444.8	4466.7	4443.3	4452.3	4446.3	4410.1
60°	4730.6	4878.3	5005.0	5106.0	5213.9	5318.7	5442.3	5523.8	5557.7	5688.9	5686.6
62.5°	5235.0	5431.8	5593.9	5715.3	5841.2	5936.2	6016.1	6097.5	6197.1	6292.1	6412.0
64°	5372.2	5526.8	5658.7	5767.3	5857.8	5935.4	5996.5	6071.2	6153.3	6276.2	6408.9
65°	5301.3	5475.5	5571.3	5669.3	5750.7	5811.0	5873.6	5941.5	6045.5	6142.8	6284.5
67.5°	4819.5	4951.5	5090.2	5181.4	5259.9	5295.3	5354.1	5410.7	5468.7	5566.7	5743.9
70°	4064.0	4211.8	4411.6	4497.6	4579.0	4591.8	4646.9	4689.1	4727.5	4858.0	4945.4
72.5°	3049.1	3335.7	3531.7	3682.5	3699.1	3763.2	3785.8	3803.1	3846.9	3871.0	3897.4
75°	2101.4	2359.2	2525.9	2583.2	2653.3	2619.4	2580.2	2442.2	2442.9	2326.1	2193.4
77.5°	1478.6	1518.5	1520.1	1520.8	1428.1	1373.8	1311.9	1232.8	1201.9	1140.0	1055.6
80°	1340.6	1336.1	1308.2	1274.2	1223.7	1151.3	1076.7	1024.7	984.0	938.0	877.6
82.5°	1293.9	1304.4	1284.1	1255.4	1226.0	1154.4	1068.4	987.0	919.9	846.7	772.8
85°	630.3	648.4	707.2	745.7	754.7	710.3	649.2	575.3	504.4	424.5	387.6
87.5°	189.3	202.8	207.3	220.2	236.0	214.9	189.3	169.6	136.5	118.4	92.7
90°	0.0	0.0	0.0	0.0	0.0	0.0	0.0	0.0	0.0	0.0	0.0



REPORT NUMBER: P140964

CATALOG NUMBER: EMM-F03-LED-E1-SL2-7030

CANDELA DISTRIBUTION (continued):

	76°	77°	78°	79°	80°	81°	82°	83°	84°	85°	86°
0°	680.9	680.9	680.9	680.9	680.9	680.9	680.9	680.9	680.9	680.9	680.9
2.5°	683.9	684.6	684.6	683.9	684.6	684.6	685.4	684.6	684.6	684.6	683.9
5°	699.0	702.0	701.2	701.2	702.7	702.7	702.0	703.5	702.7	702.7	702.0
7.5°	727.6	727.6	729.9	730.6	729.1	729.1	730.6	731.4	732.9	733.6	733.6
10°	760.8	764.5	764.5	765.3	766.1	768.3	769.1	769.1	770.6	770.6	772.1
12.5°	801.5	803.0	804.5	808.3	809.0	809.0	812.8	812.1	812.1	815.8	816.6
15°	845.2	847.5	851.3	852.8	854.3	858.0	860.3	862.6	861.8	867.1	868.6
17.5°	883.7	885.9	890.5	894.2	896.5	898.8	900.3	903.3	907.8	911.6	912.3
20°	914.6	917.6	922.9	927.4	931.2	933.4	939.5	942.5	944.0	947.0	950.8
22.5°	944.8	950.0	955.3	956.8	965.1	967.4	971.9	976.4	979.4	986.2	988.5
25°	982.5	987.0	993.8	998.3	1003.6	1008.1	1012.6	1016.4	1023.2	1029.2	1032.2
27.5°	1032.2	1036.0	1041.3	1049.6	1054.1	1057.1	1065.4	1072.9	1075.9	1082.0	1087.3
30°	1097.8	1101.6	1109.1	1117.4	1121.2	1131.0	1137.0	1142.3	1148.3	1156.6	1164.2
32.5°	1193.6	1198.1	1204.9	1215.4	1215.4	1222.2	1235.0	1246.4	1250.9	1260.7	1266.0
35°	1319.5	1320.2	1327.8	1343.6	1348.1	1346.6	1358.7	1369.3	1372.3	1387.3	1397.1
37.5°	1441.6	1443.9	1452.9	1459.0	1467.3	1473.3	1481.6	1497.4	1497.4	1519.3	1528.3
40°	1568.3	1579.6	1581.1	1582.6	1596.2	1620.3	1628.6	1644.5	1658.8	1679.9	1689.7
42.5°	1752.3	1764.3	1778.7	1795.3	1815.6	1829.2	1845.0	1867.6	1873.7	1900.1	1906.8
45°	2004.1	2018.4	2056.9	2060.7	2096.9	2115.0	2141.3	2171.5	2179.0	2196.4	2187.3
47.5°	2255.2	2271.8	2314.0	2357.7	2390.9	2422.6	2430.1	2442.9	2454.2	2443.7	2446.7
50°	2533.4	2557.5	2597.5	2636.0	2660.8	2697.0	2697.0	2700.1	2689.5	2672.2	2644.3
52.5°	2859.1	2862.9	2888.5	2918.7	2941.3	2948.9	2948.9	2931.5	2905.9	2878.0	2823.7
55°	3402.8	3361.3	3368.8	3368.8	3352.3	3338.7	3328.1	3285.9	3235.4	3184.9	3135.1
57.5°	4382.2	4421.4	4304.5	4272.9	4274.4	4171.1	4128.9	4056.5	4002.2	3911.7	3835.6
60°	5779.4	5752.2	5713.8	5677.6	5680.6	5544.1	5448.4	5340.5	5246.3	5047.2	4962.8
62.5°	6519.0	6615.5	6670.6	6642.7	6578.6	6493.4	6336.6	6172.9	6007.1	5838.2	5686.6
64°	6546.2	6673.6	6782.2	6827.4	6797.3	6689.4	6529.6	6326.0	6128.5	5929.4	5746.2
65°	6415.0	6576.3	6716.6	6779.9	6781.4	6686.4	6526.6	6321.5	6110.4	5879.6	5688.9
67.5°	5870.6	6056.1	6194.1	6300.4	6391.6	6343.3	6232.5	6014.6	5814.8	5553.2	5344.3
70°	5054.0	5168.6	5323.9	5479.3	5552.4	5563.7	5522.2	5412.2	5178.4	4965.8	4696.6
72.5°	3895.1	4073.1	3981.8	4077.6	4138.7	4079.1	4086.6	3898.9	3823.5	3636.5	3447.3
75°	2062.9	2069.0	2029.8	1744.7	1709.3	1578.9	1723.6	1465.0	1376.8	1295.4	1190.6
77.5°	956.8	833.2	717.8	599.4	490.1	429.0	334.8	294.8	265.4	233.7	240.5
80°	800.0	705.0	603.9	500.7	420.7	340.1	272.9	211.9	169.6	142.5	129.7
82.5°	708.0	624.3	554.2	490.8	433.5	354.4	291.0	224.7	172.7	130.4	101.0
85°	319.7	250.3	227.7	179.5	152.3	129.7	103.3	85.2	70.1	59.6	46.7
87.5°	74.6	51.3	43.7	41.5	36.2	33.9	28.7	30.2	24.9	19.6	20.4
90°	0.0	0.0	0.0	0.0	0.0	0.0	0.0	0.0	0.0	0.0	0.0



REPORT NUMBER: P140964

CATALOG NUMBER: EMM-F03-LED-E1-SL2-7030

CANDELA DISTRIBUTION (continued):

	87°	88°	89°	90°	95°	105°	115°	125°	135°	145°	155°
0°	680.9	680.9	680.9	680.9	680.9	680.9	680.9	680.9	680.9	680.9	680.9
2.5°	683.9	683.9	684.6	684.6	685.4	686.9	689.2	686.9	686.9	686.9	687.6
5°	703.5	704.2	703.5	703.5	705.0	707.2	708.0	703.5	701.2	699.0	695.9
7.5°	732.1	735.1	734.4	734.4	735.9	735.9	734.4	727.6	720.8	710.3	701.2
10°	772.1	773.6	773.6	773.6	775.9	777.4	770.6	755.5	737.4	718.6	702.0
12.5°	819.6	818.8	821.1	823.4	821.9	821.9	809.0	785.7	756.3	725.3	696.7
15°	869.4	870.1	870.1	873.9	874.6	871.6	851.3	815.1	769.8	723.1	677.1
17.5°	916.1	917.6	918.4	921.4	925.1	916.9	887.5	838.4	772.1	702.0	640.1
20°	955.3	957.6	959.8	962.1	965.9	959.8	920.6	849.8	760.0	668.0	597.2
22.5°	990.7	994.5	996.0	999.8	1005.8	998.3	950.8	849.8	732.9	631.1	548.9
25°	1033.7	1038.2	1045.8	1047.3	1057.9	1049.6	974.9	843.7	702.0	584.3	496.9
27.5°	1090.3	1094.8	1101.6	1105.4	1118.2	1106.9	993.0	827.9	663.5	533.8	446.4
30°	1164.9	1169.4	1177.7	1181.5	1204.9	1167.2	1005.1	803.8	619.0	475.0	388.3
32.5°	1269.0	1281.0	1280.3	1290.1	1311.2	1234.3	1010.4	769.8	563.2	415.5	334.0
35°	1405.4	1413.7	1421.3	1434.8	1444.7	1305.9	1006.6	725.3	493.9	353.6	286.5
37.5°	1536.6	1551.0	1556.2	1565.3	1563.0	1354.2	991.5	656.0	418.5	298.6	254.1
40°	1700.3	1708.5	1725.1	1733.4	1693.5	1400.2	956.1	563.2	343.1	262.4	233.0
42.5°	1918.2	1928.7	1920.4	1918.2	1841.3	1425.8	888.2	470.5	287.3	236.0	215.6
45°	2182.8	2187.3	2162.5	2145.9	2011.7	1423.5	789.4	383.0	248.8	216.4	200.6
47.5°	2421.8	2412.8	2380.4	2355.5	2159.4	1370.8	665.8	315.9	228.5	200.6	188.5
50°	2619.4	2579.4	2544.7	2513.1	2277.8	1290.1	547.4	266.2	208.9	187.7	176.4
52.5°	2798.1	2743.8	2703.1	2649.5	2385.6	1183.8	453.2	232.2	189.3	174.9	163.6
55°	3062.7	2999.4	2947.4	2894.6	2576.4	1100.8	392.1	206.6	169.6	161.4	150.8
57.5°	3822.0	3652.3	3606.4	3558.8	3087.6	1082.7	356.6	186.2	154.6	148.5	141.8
60°	4860.2	4750.2	4676.3	4560.2	3936.6	1140.8	330.2	171.2	144.0	140.2	134.2
62.5°	5537.3	5404.6	5282.5	5164.1	4435.0	1139.3	297.8	161.4	138.0	137.2	128.2
64°	5580.3	5431.8	5295.3	5167.9	4450.8	1064.6	268.4	154.6	138.0	138.0	124.4
65°	5509.4	5360.1	5219.1	5086.4	4360.3	1007.3	248.8	151.6	140.2	139.5	122.1
67.5°	5148.3	4998.2	4839.9	4697.4	3977.3	789.4	196.8	146.3	152.3	147.0	119.9
70°	4509.6	4339.2	4220.1	4117.6	3414.1	551.2	156.1	149.3	166.6	156.1	125.9
72.5°	3268.6	3129.8	3128.3	3012.2	2584.7	349.9	125.9	148.5	165.9	154.6	130.4
75°	1269.7	1088.8	1082.7	1123.5	1099.3	189.3	108.6	131.2	135.7	128.9	115.4
77.5°	217.2	213.4	211.1	222.4	245.0	104.8	99.5	111.6	101.0	91.2	95.8
80°	120.6	115.4	113.9	113.9	107.1	86.0	88.2	89.0	73.1	67.9	79.2
82.5°	83.7	77.7	74.6	72.4	70.1	76.9	78.4	70.1	52.8	52.0	73.9
85°	40.7	38.5	37.7	37.7	43.0	72.4	64.8	54.3	35.4	35.4	79.9
87.5°	17.3	17.3	15.1	15.1	23.4	46.0	29.4	22.6	14.3	16.6	32.4
90°	0.0	0.0	0.0	0.0	0.0	0.0	0.0	0.0	0.0	0.0	0.0



REPORT NUMBER: P140964

CATALOG NUMBER: EMM-F03-LED-E1-SL2-7030

CANDELA DISTRIBUTION (continued):

	165°	175°	180°
0°	680.9	680.9	680.9
2.5°	686.9	688.4	687.6
5°	692.2	692.2	690.7
7.5°	691.4	688.4	686.9
10°	686.9	678.6	677.8
12.5°	674.8	661.3	657.5
15°	640.1	622.0	617.5
17.5°	596.4	575.3	569.3
20°	546.6	522.5	514.2
22.5°	498.4	470.5	462.2
25°	445.6	417.7	413.2
27.5°	387.6	361.2	354.4
30°	334.0	311.4	306.1
32.5°	285.8	269.9	269.9
35°	254.1	240.5	240.5
37.5°	229.2	223.2	222.4
40°	212.6	207.3	206.6
42.5°	199.8	193.8	193.0
45°	186.2	180.2	180.2
47.5°	173.4	166.6	167.4
50°	160.6	155.3	155.3
52.5°	150.0	144.8	144.0
55°	140.2	135.0	134.2
57.5°	131.2	125.2	124.4
60°	122.1	116.1	114.6
62.5°	114.6	107.8	106.3
64°	110.1	103.3	101.8
65°	107.8	100.3	99.5
67.5°	105.6	95.8	95.0
70°	113.9	94.2	90.5
72.5°	114.6	92.0	87.5
75°	108.6	87.5	83.7
77.5°	95.8	79.9	75.4
80°	92.0	62.6	55.0
82.5°	84.4	51.3	43.0
85°	69.4	33.2	30.9
87.5°	40.0	21.9	15.8
90°	0.0	0.0	0.0

(END OF REPORT)